

(Page 1 of 6)

** ** **
** ** **
** ** **

ATARI CORP.
1196 Borregas Avenue
Sunnyvale, CA 94086

DATE: May 14, 1986

TO: Doug Renn

CC: Shiraz Shivji

FR: Tom Brightman

RF: Atari Monitor Summary Specifications

Please find attached list of our summary specifications for Atari monitors for the ST product line. Please review these specifications and make any necessary corrections.

Please also provide a drawing or specification for the SC1425 EST monitor connector pin out.

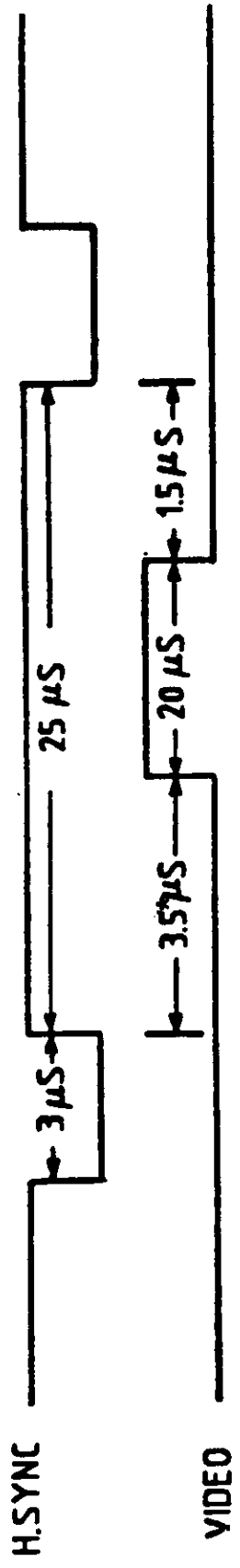
Thank you,


Tom Brightman

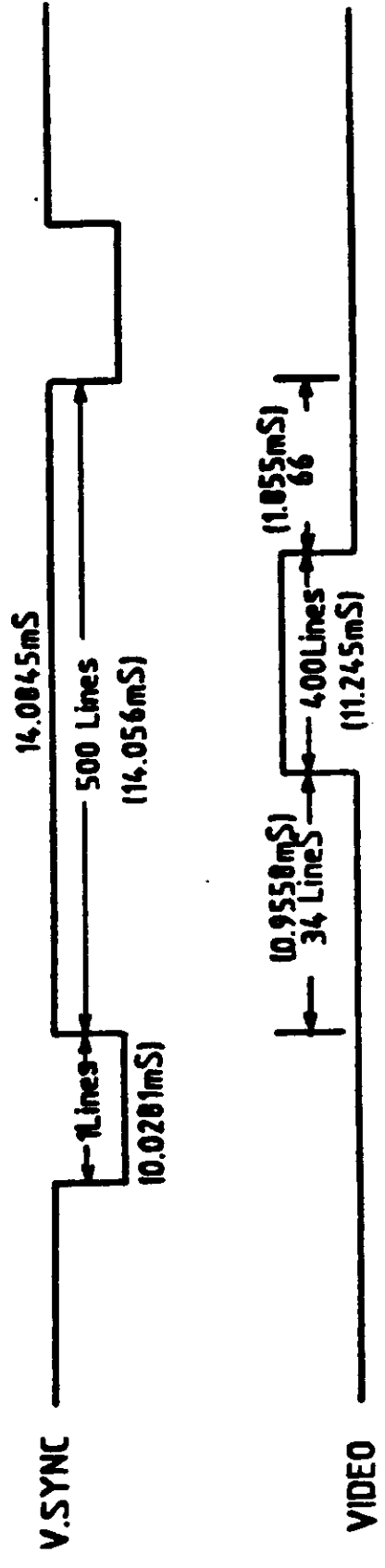
			SM 124	SC 1224	SC 1425
CRT	SIZE		12" (11" V)	12" (11" V)	14" (13"V)
	Phosphor		-	Dot	Dot
	Dot Pitch		-	0.38mm	0.31mm
INTERFACE	Connector		13 pin male din	13 pin male din	TBD
	Audio		1 VPP/1.0K	1 VPP/1.0K	1 VPP/1.0K
	Video Input		Digital	RGB Analog	RGB Analog
	Input Impedance		75 /1.0VPP	75 /0-1.0VPP	75 /0-1.0VPP
	Dot Rate		32MHz	16MHz	32MHz
	HSYNC		TTL/3.3K /NEG	TTL/3.3K /NEG	TTL/3.3K /NEG
	VSYNC		TTL/3.3K /NEG	TTL/3.3K /NEG	TTL/3.3K /NEG
	Display Area		210mm x 131mm	210mm x 150mm	240mm x 180mm
	Resolution		640 x 400	640 x 200	640 x 480
	DEFLECTION	Frequency	H	35.7KHz	15.75KHz
		V	71.2KHz	60Hz	60Hz
Retrace		H	4usec	10usec	6usec
		V	700usec	1msec	700usec
Input Rise Time			10nsec	15nsec	10nsec
Input Fall Time			10nsec	15nsec	10nsec
Geo Distortion			1.5%	1.5%	1.5%
Non-Linearity			9%	7%	7%
Misconvergence (center)			N/A	0.6mm	0.4mm
Misconvergence (corner)			N/A	1.0mm	0.6mm
USER CONTROLS	Power ON/OFF		Switch/Pot	Switch/Pot	Switch/Pot
	Audio Volume		Pot	Pot	Pot
	Brightness		Pot	Pot	Pot
	Contrast		Pot	Pot	Pot

- NOTE: 1. On/Off & Volume may be combined.
2. On SM 124, Brightness/Contrast may be combined.
3. Audio frequency response of 100Hz - 15KHz 3db.

TIMING CHART

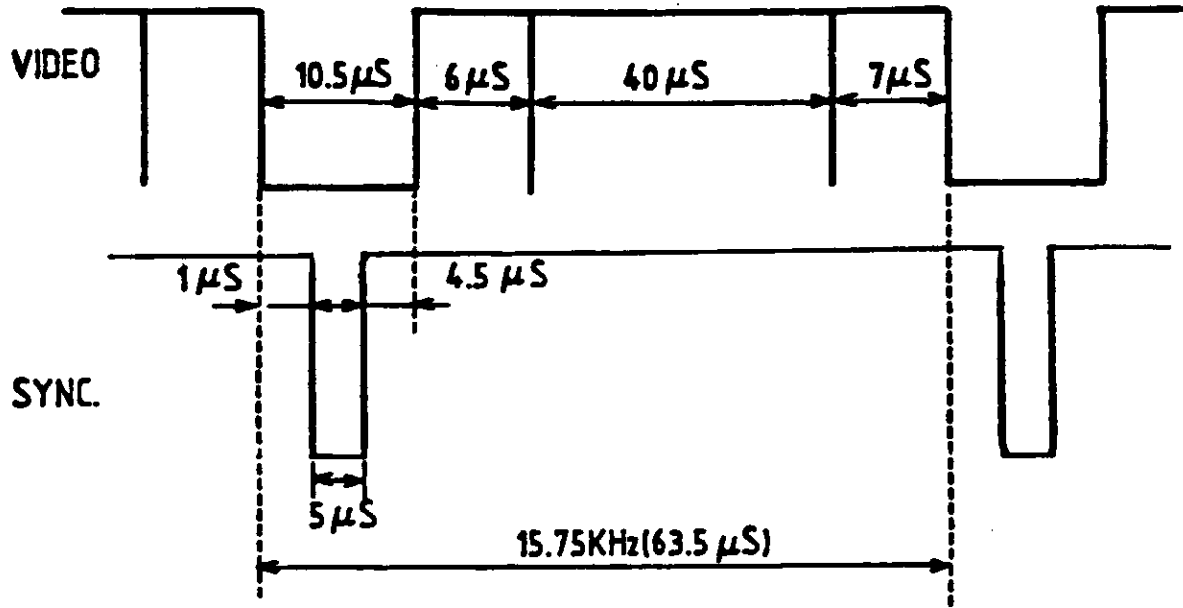


*NOMINAL
ACTUALLY 2.4 μS - 4.5 μS

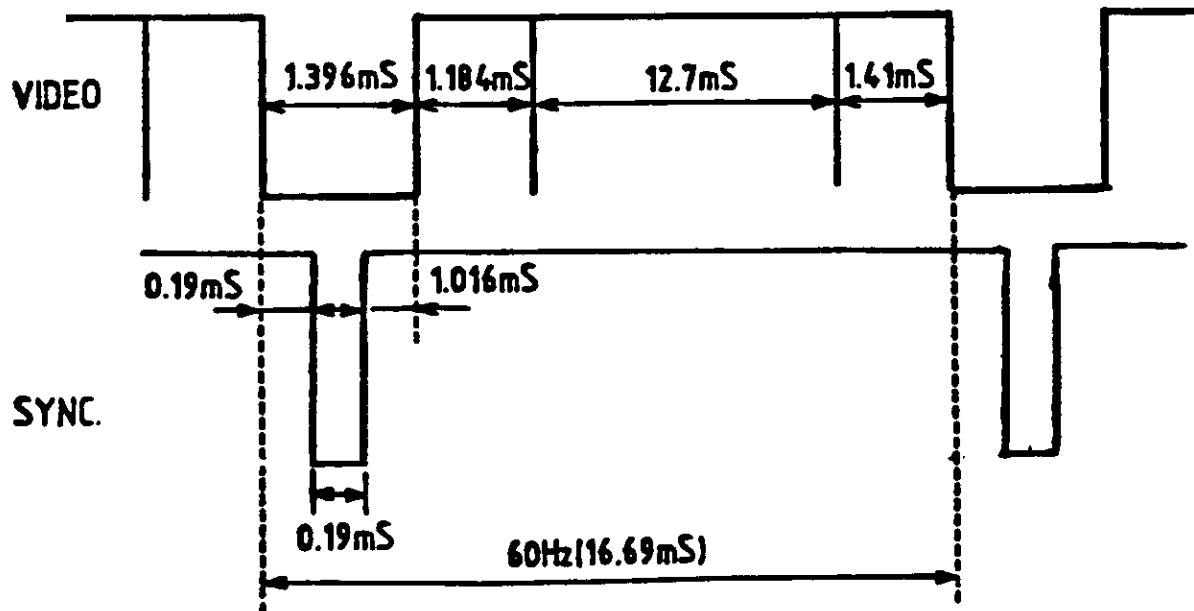


-- Fig 1 --

10-1. HORIZONTAL TIMING



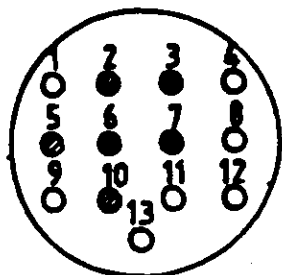
10-2. VERTICAL TIMING



SIGNAL DIN-CONNECTOR

PIN ASSIGNMENT

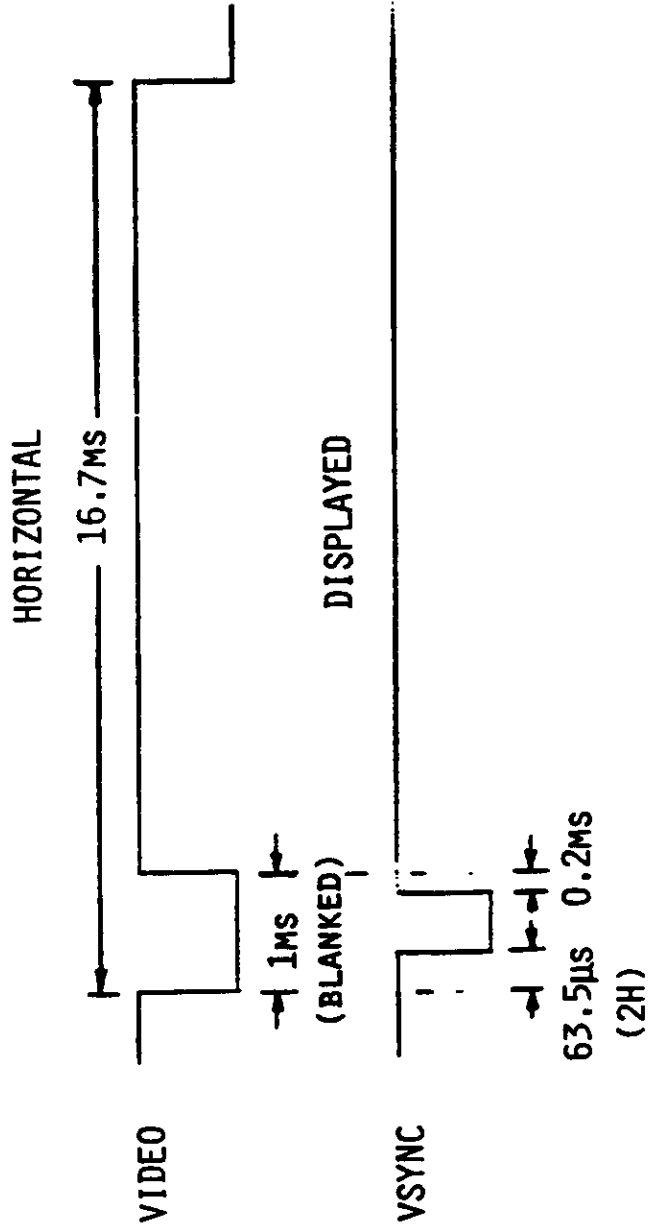
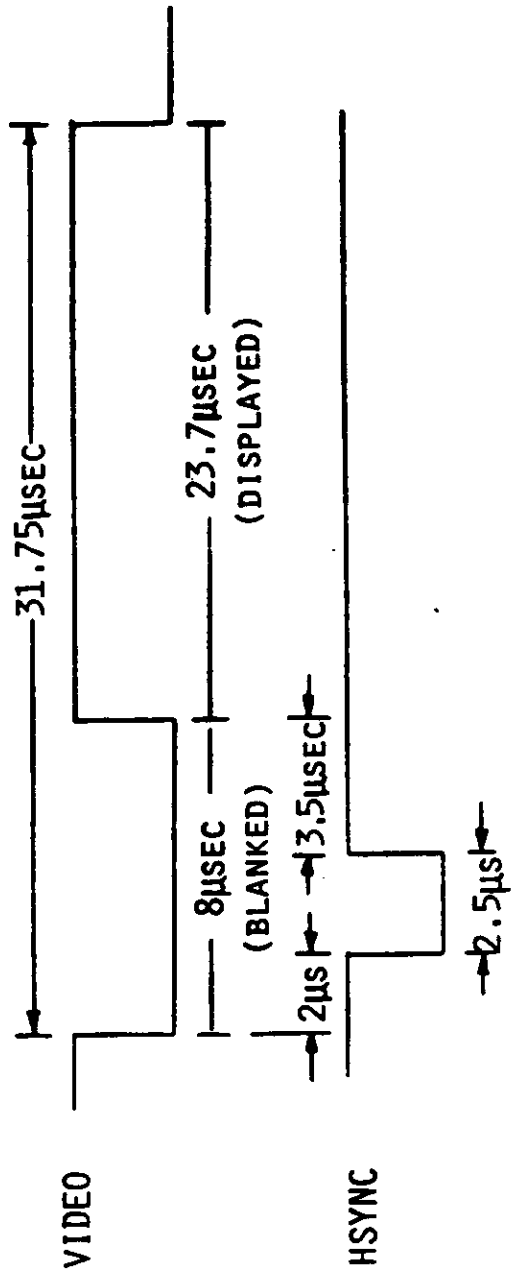
*13PIN DIN CONNECTOR
TO THE COMPUTER



- 1 AUDIO
- 2 NOT CONNECTED
- 3 NOT CONNECTED
- 4 MONO/RGB*
- 5 NOT CONNECTED
- 6 GREEN
- 7 RED
- 8 12V PULLUP
- 9 H-SYNC
- 10 BLUE
- 11 VIDEO
- 12 V-SYNC
- 13 GND

*NOTE: PIN 4 = "GROUND" FOR MONO/NOT CONNECTED FOR RGB.

SC 1425



VERTICAL